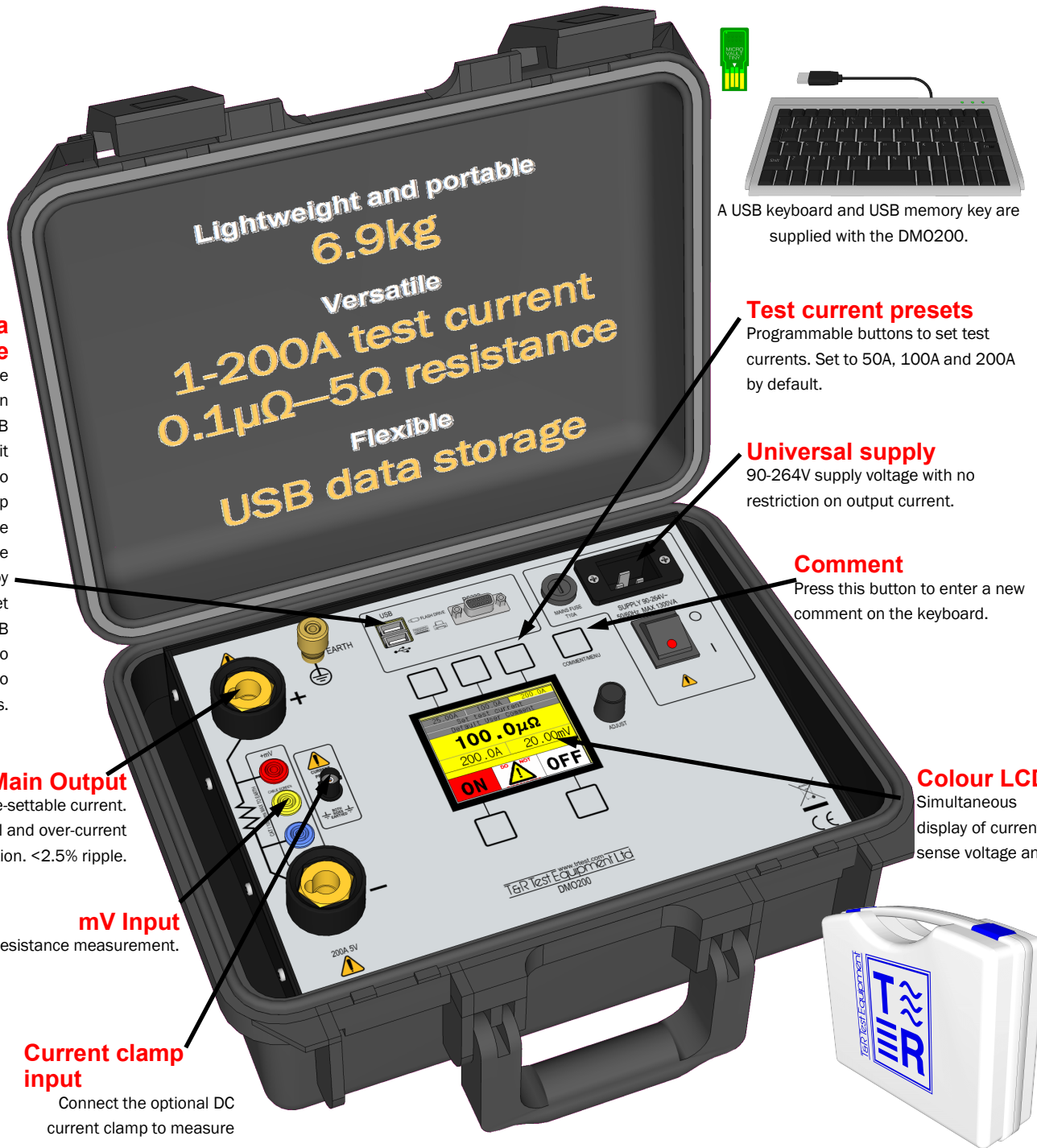



DMO200

Digital Micro-Ohmmeter



USB data storage

All test results can be stored automatically on a standard USB memory key. The unit has a real-time clock to time and date-stamp all results. Results are written to a CSV file that can be opened by any spreadsheet program. A USB keyboard is supplied to add comments to results.



A USB keyboard and USB memory key are supplied with the DMO200.

Test current presets

Programmable buttons to set test currents. Set to 50A, 100A and 200A by default.

Universal supply

90-264V supply voltage with no restriction on output current.

Comment

Press this button to enter a new comment on the keyboard.

Main Output

5V 1-200A pre-settable current. Thermal and over-current protection. <2.5% ripple.

mV Input

Sense input for 4 wire resistance measurement.

Current clamp input

Connect the optional DC current clamp to measure


Colour LCD

Simultaneous display of current, sense voltage and




Optional Kelvin clamp lead set

Optional 200A Kelvin lead set-current injected and sense voltage measured using one clamp.




Optional extension lead sets

Optional output and sense extension lead sets available in 3m, 5m and 10m lengths.



Standard lead set

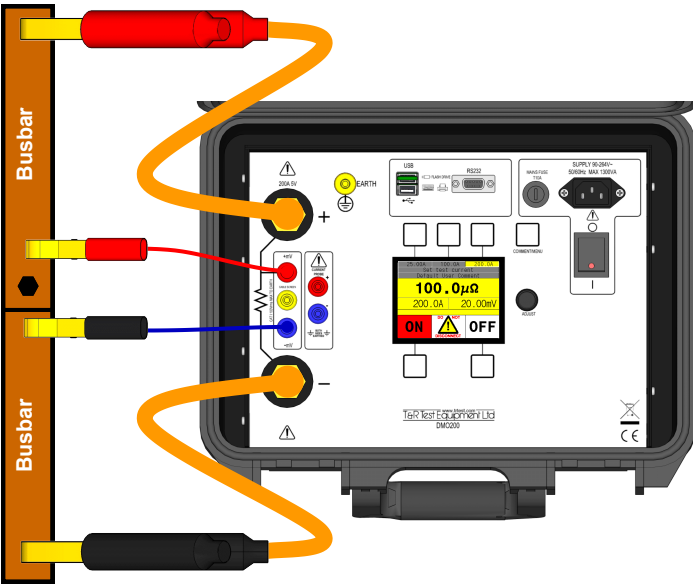
High quality 3m 200A output leads in carry case supplied with unit.



Example Applications

Busbar joint resistance

The DMO200 is ideal for measuring busbar joint resistance. Before making connections ensure that the supply is off and necessary earths have been applied. Connect the high current leads to the busbar, ensuring that the joint resistance to be measured is in the circuit. Connect the sense leads as close as possible to the joint to be measured. Select the desired test current using one of the preset test currents (or use the adjust knob to set a custom test current). Switch the output on, and the current rises to the preset current. Switch the output off again, and the reading is held on the display.



Storing results

The DMO200 is supplied with a USB memory key and USB keyboard for storing annotated results. To enter or edit a comment tap the COMMENT/MENU button. The comment can then be edited using the keyboard. This comment is stored with each result until a new comment is entered. Each time the output of the unit is switched off the readings from the unit are saved to the USB memory key in CSV format along with the date, time and your comment.

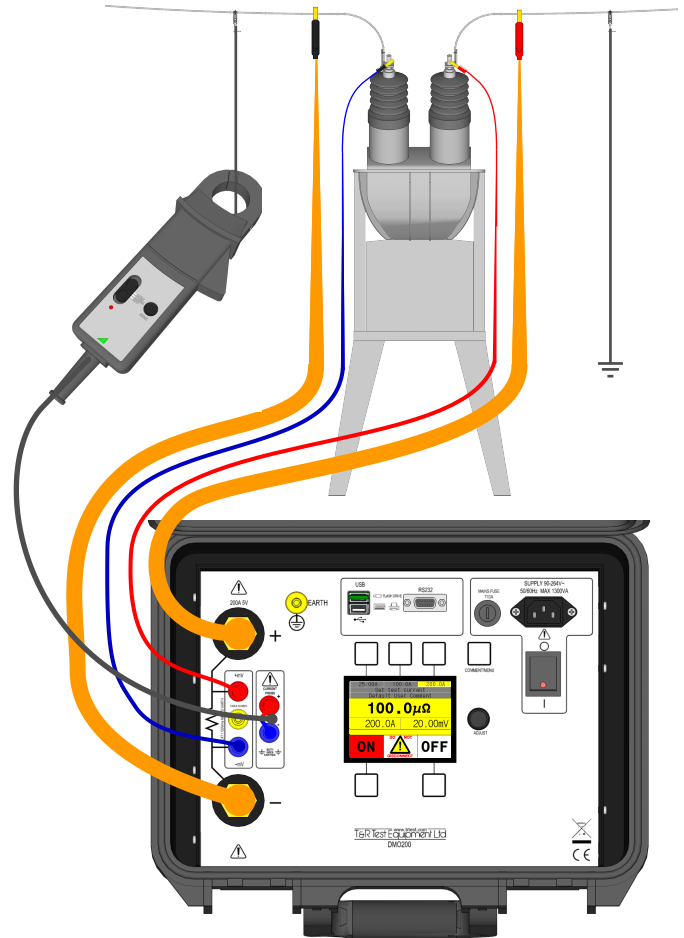
The CSV file can be opened with any spreadsheet program such as Microsoft Excel™ or similar.

	A	B	C	D	E	F	G	H	I	J
1	DMO200	V1.00	C01							
2	Time	Date	Current	V	ohm	Re: Comment				
3	10:00:00	10/05/2010	200	2.00E-04	1.00E-06	Y South switchyard breaker 3 phase A				
4	10:01:10	10/05/2010	200	2.04E-04	1.02E-06	Y South switchyard breaker 3 phase B				
5	10:02:13	10/05/2010	200	2.02E-04	1.01E-06	Y South switchyard breaker 3 phase C				
6	10:00:00	10/05/2010	200	2.00E-04	1.00E-06	Y South switchyard breaker 4 phase A				
7	10:01:10	10/05/2010	200	2.04E-04	1.02E-06	Y South switchyard breaker 4 phase B				
8	10:02:13	10/05/2010	200	2.02E-04	1.01E-06	Y South switchyard breaker 4 phase C				
9										

Circuit breaker contact resistance

The DMO200 is suited to all low resistance measurements on power systems, and is particularly suited to measuring contact resistances on substation circuit breakers, isolators and grounding equipment. The unit has a powerful output capable of driving 200A through 20m output leads to reach the contacts of even the largest circuit breakers. Optional output lead extensions are available which extend the high current and sense leads by 3, 5 or 10m.

Accurate measurements on circuit breakers, isolators and grounding links with both sides earthed are simple with the optional current clamp. This allows the current flowing through the earthing equipment to be subtracted from the test current.



Specification

Supply requirements: 90-265VaAC 1300VA max

Output: 1-200ADC 5V

Resistance measurement: 0.1μΩ-5Ω

DMO200 dimensions: 360 x 290 x 165mm

DMO200 weight: 6.9kg

Accessories supplied with unit: Mains lead, user manual, 3m high current leads, 3m sense leads, spare fuses.

Optional accessories

DMO200 current clamp Part no. A224-0001

3m Kelvin clamp lead set in plastic case Part no. A224-0003

Output/sense extension 3m in plastic case Part no. A224-0004

Output/sense extension 5m in plastic case Part no. A224-0005

Output/sense extension 10m in plastic case Part no. A224-0006